



BASANT VALLEY PUBLIC SCHOOL  
PLOT NO. 119, SECTOR - 46, GURUGRAM

SUMMER HOLIDAY HOMEWORK  
SESSION: 2024-25  
CLASS - M1 (ASTER)

# SUMMER HOLIDAYS

# HOMEWORK



**Note - Summer Vacations will be from 20<sup>th</sup> May 2024 to 30<sup>th</sup> June 2024 and School will reopen on 1<sup>st</sup> July 2024.**

**Kindly submit the Holiday Homework by 2<sup>nd</sup> July 2024.**

Dear Parents,

We know you are looking forward to spend some constructive time with your child during the summer vacations. Here are some of the fun filled activities to utilize your valuable time. We hope that you will enjoy doing each activity with the child and make the holidays fruitful and exciting.


Some of the suggested activities for your child are -

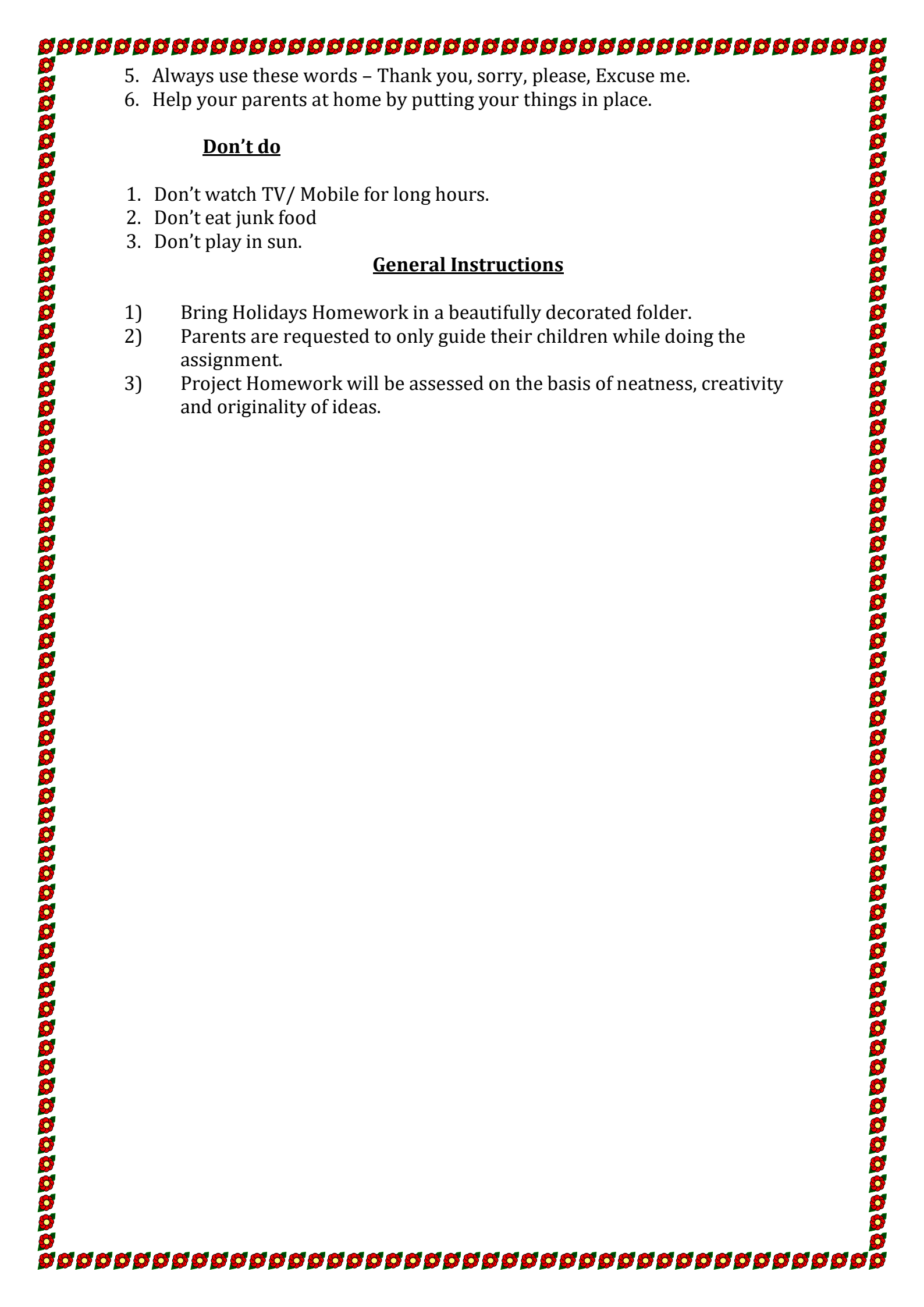
1. Get up early in the morning and see the rising sun.
2. Go for nature walk.
3. Feel the fresh air take a deep breath and do breathing exercises.
4. Hear the birds chirping.
5. Water the plants and feed the birds.

### Tips for summer Break

#### Do's

1. Always start your day with prayers.
2. Drink lots of liquids like water, juice etc.
3. Wear cap and carry an umbrella when you go out day time.
4. Wish your elders and guests.



- 
5. Always use these words – Thank you, sorry, please, Excuse me.
  6. Help your parents at home by putting your things in place.

### **Don't do**

1. Don't watch TV/ Mobile for long hours.
2. Don't eat junk food
3. Don't play in sun.

### **General Instructions**

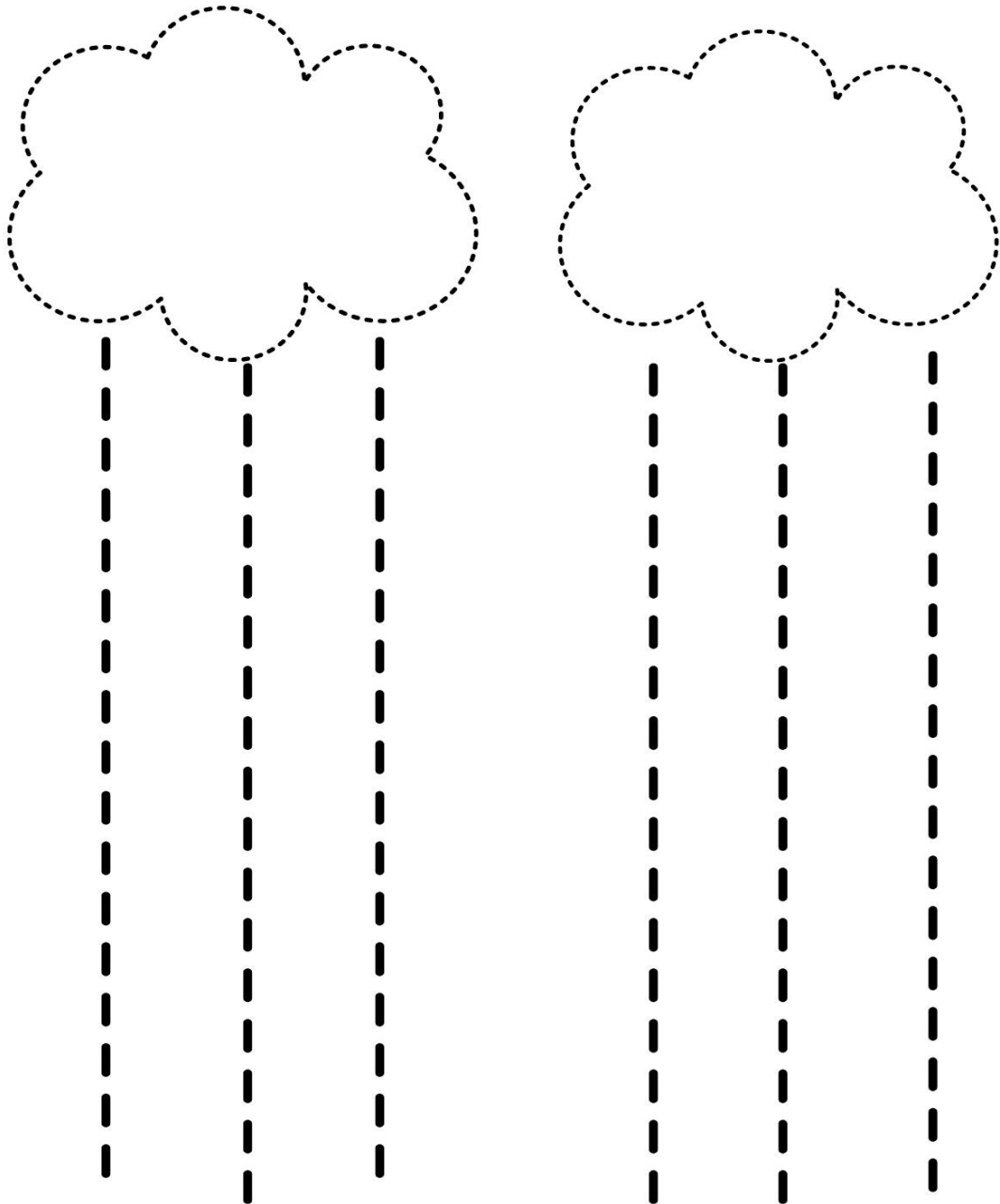
- 1) Bring Holidays Homework in a beautifully decorated folder.
- 2) Parents are requested to only guide their children while doing the assignment.
- 3) Project Homework will be assessed on the basis of neatness, creativity and originality of ideas.

E.V.S

PRE-WRITING SKILLS (STANDING LINE)

WORKSHEET-1

Practice Tracing Standing Lines

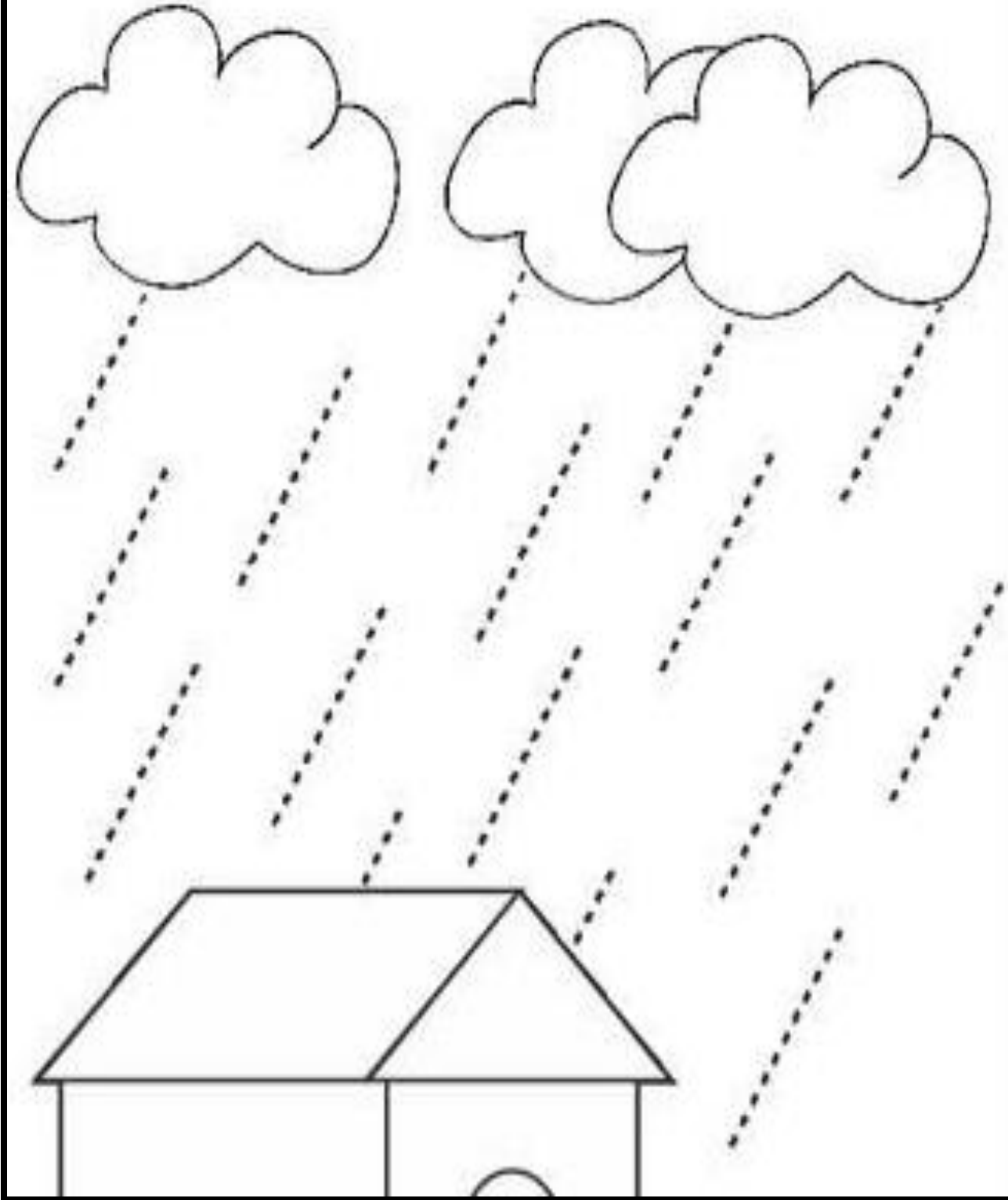


# Trace Sleeping Lines

































WORKSHEET-3

Go over the slanting lines and colour the picture.




# Tracing Pattern






WORKSHEET-5

Picture matching:-



WORKSHEET-6


Circle the fruits. Draw a square around vegetables.






WORKSHEET-7

Circle the object that is Big.



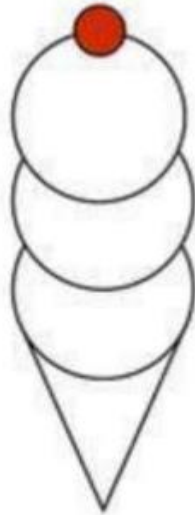



WORKSHEET-8

**Tear and paste yellow paper  
on the mango**



WORKSHEET-9

Colour the hot and cold objects.



cold- blue

hot- red

WORKSHEET-10

Colour the fruits. circle your favorite fruit.



apple



orange



watermelon




grapes



strawberry



banana

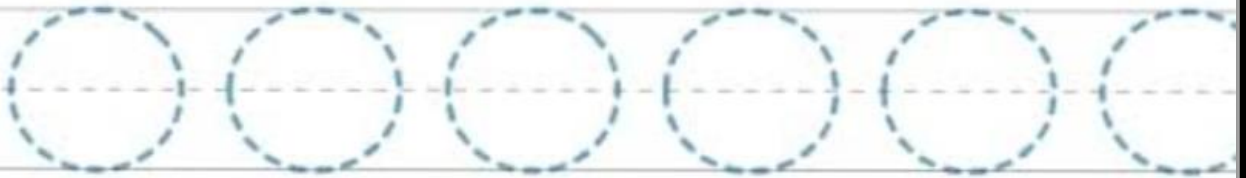
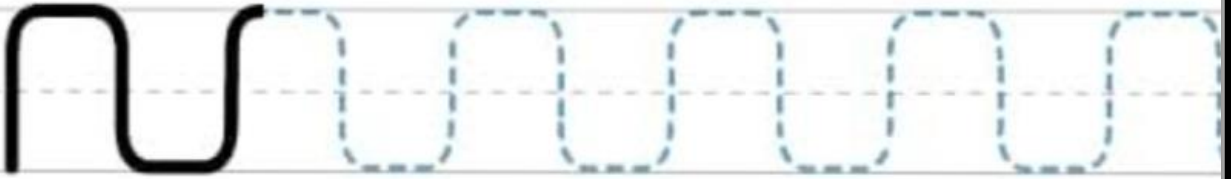


pineapple

ENGLISH

WORKSHEET-1

Trace the Pattern.




# Alphabet Worksheets

Alpaca



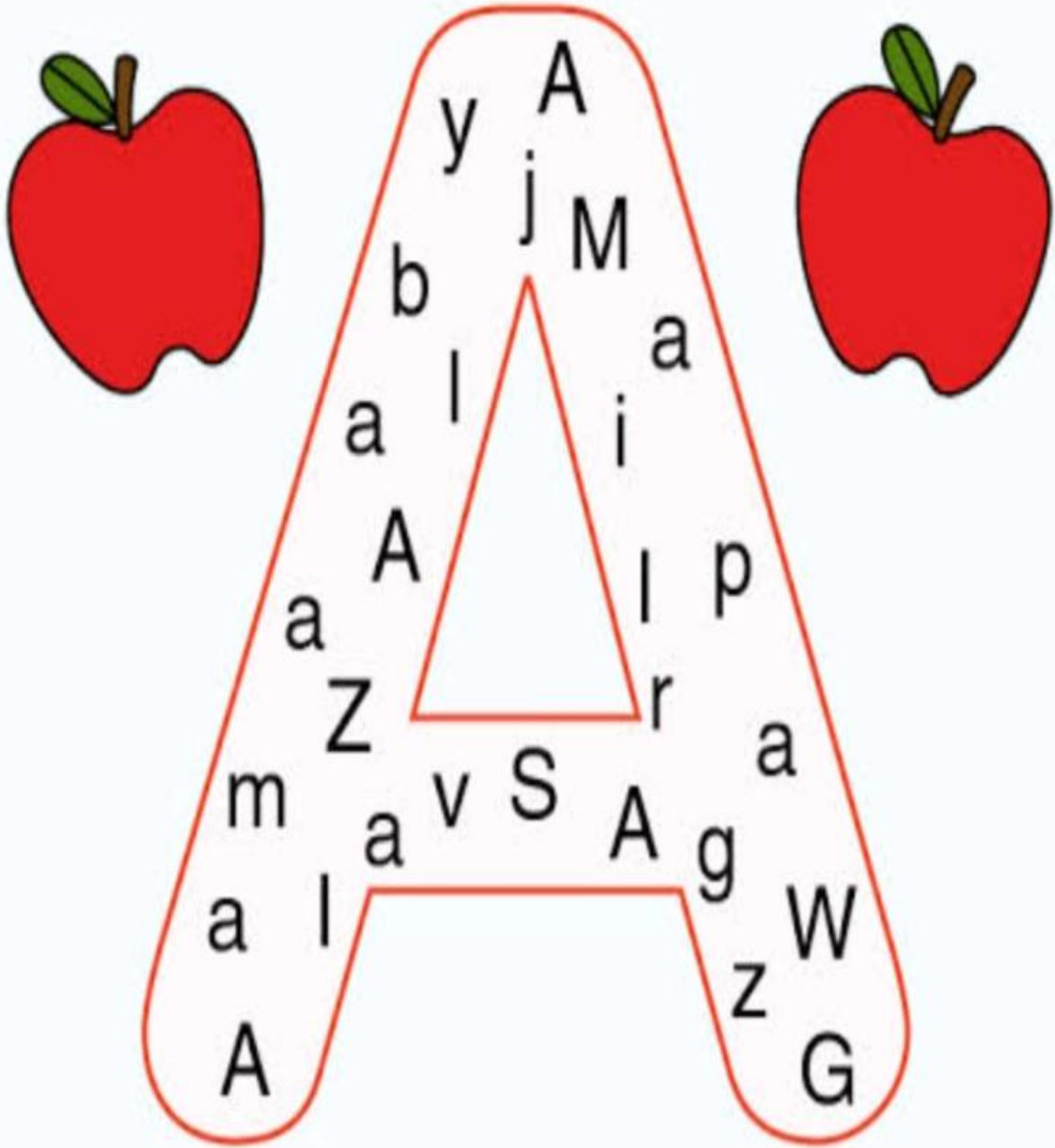
A	A	A	A	A
A	A	A	A	A
A	A	A	A	A
A	A	A	A	A

# Diagonal Line Tracing



WORKSHEET-4

Find and circle every letter Aa.






WORKSHEET-5

Colour the picture

**I** **CE** **CREAM**



WORKSHEET-6

Colour the picture

**L** is for lamp



1



2



3



4




5



6

WORKSHEET-7

Colour the picture



MATHS

WORKSHEET-1

Tracing Number 1

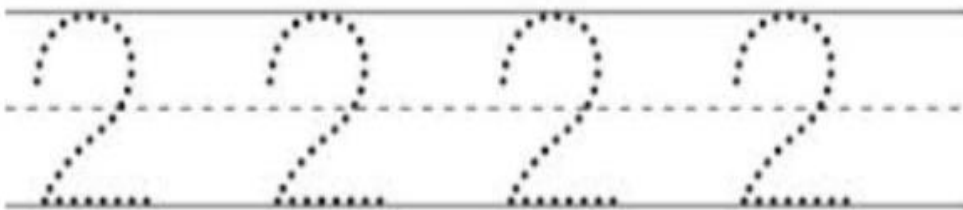
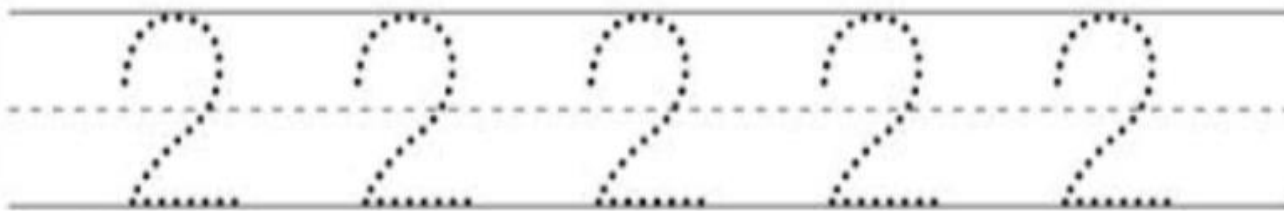
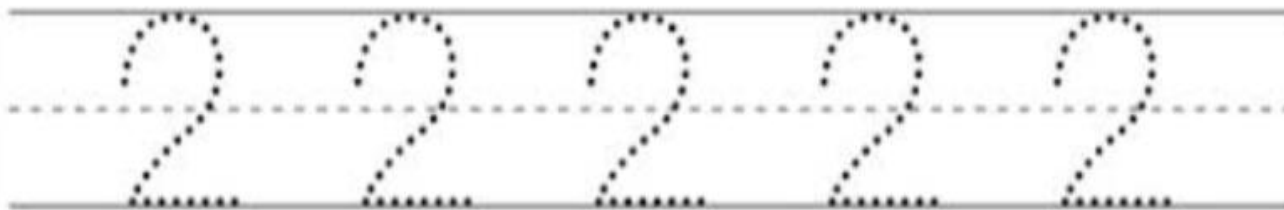
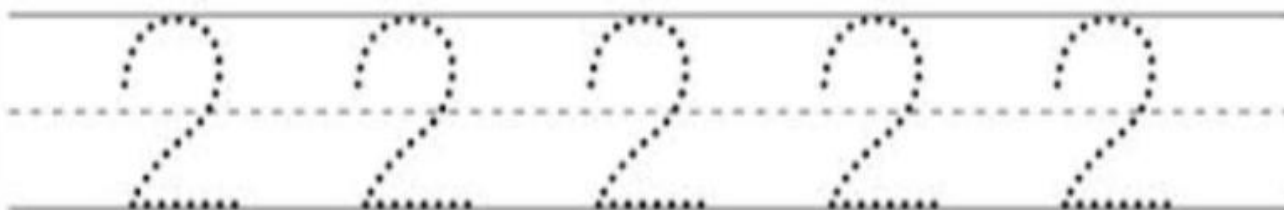


WORKSHEET-2

Find the number 1 and colour it.



WORKSHEET-3

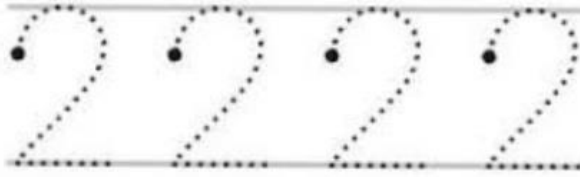


WORKSHEET-4


Stamp or colour the number




Practice tracing the number: Start at dot



Practice printing the number: Start at dot



Circle groups with two items in the group



- Kindly note that Holiday Homework should be done by children themselves.
- Notebooks should be neat and properly covered. Fix the torn part with cover in case it is torn.
- Colouring should be done by crayon colours, no sketch pen to be use.

**Encourage your child to do following basic activities: -**

**Let them eat lunch and breakfast on their own**

**Let them wind up their toys**



---

**STAY HOME! STAY SAFE!**

